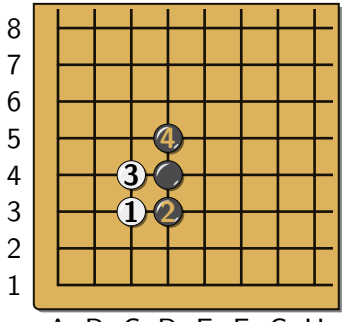
8
7
6
5
4
3
2
1
A B C D E F G H
4
3
1
2

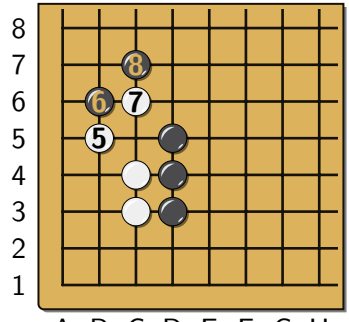
8
7
6
5
4
3
2
1
A B C D E F G H
8
6
7
5

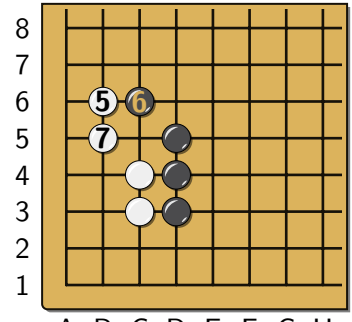
8
7
6
5
4
3
2
1
A B C D E F G H
5
6
7

```
\documentclass[border=0.5cm, varwidth=14cm]{standalone}
\usepackage{../../latex/pgf-go}


\pgfgoset{profile = pgfgo, goban = {19, partial = A1:H8, label = {at = {south, west}}}}


\begin{document}
    % Each diagram goes on from the board of another one (resume):
    %     the stones are already there, and the numbers and the turn go on.
    % The third one is a variation of the first.

    \begin{pgfgolayout}[columns = 3, fit]
        \begin{goban}[name = first]
            \stones[b]{D4}
            \moves[w]{C3, D3, C4, D5}
        \end{goban}
        \begin{goban}[resume = first]
            \moves{B5, B6, C6, C7}
        \end{goban}
        \begin{goban}[resume = first]
            \moves{B6, C6, B5}
        \end{goban}
    \end{pgfgolayout}
\end{document}
```