Answers

1. The eye space of White is a bent three, and its vital point is the one that touches the other two: Black plays at the corner, 1. **2.** Black lives with 1, which makes two eyes, at T17 and T19. **3.** The eye space of White is a straight three: Black plays in the middle, 1, and White has one eye at most.

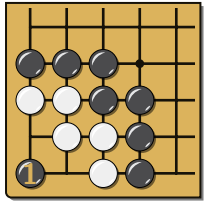

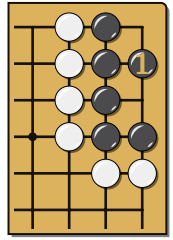

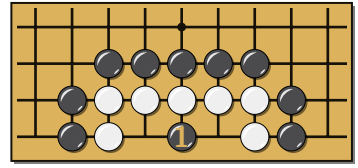

```
\documentclass[border=0.5cm, varwidth=17cm]{standalone}
\usepackage{../../latex/pgf-go}


\pgfgoset{profile = pgfgo, goban = {19, partial = auto, scale = 1.1}, view = {background =
↪  false, label = false}}


\begin{document}
    \section*{Answers}
    % The text shows parts of the diagrams that come after it: as with \ref, the views
    %     take them from the .aux file, so the document is compiled twice.

    \textbf{1.} The eye space of White is a bent three, and its vital point is the one that
    touches the other two: Black plays at the corner, \pgfgoview{one}{A1}.
    \textbf{2.} Black lives with \pgfgoview{two}{T18}, which makes two eyes, at T17 and T19.
    \textbf{3.} The eye space of White is a straight three: Black plays in the middle,
    \pgfgoview{three}{K1}, and White has one eye at most.
    \medskip

    \begin{pgfgolayout}[columns = 3, width = natural]
        \begin{goban}[name = one]
            \stones[w]{A:B3, B:C2, C1}
            \stones[b]{A:C4, C3, D1:3}
            \moves{A1}
        \end{goban}
        \begin{goban}[name = two]
            \stones[b]{S16:19, T16}
            \stones[w]{R16:19, S:T15}
            \moves{T18}
        \end{goban}
        \begin{goban}[name = three]
            \stones[w]{H1:2, J:L2, M1:2}
            \stones[b]{G1:2, H:M3, N1:2}
            \moves{K1}
        \end{goban}
    \end{pgfgolayout}
\end{document}
```